

1) Nahrať súbor na konverziu na stránku <https://www.freefileconvert.com/xls-xhtml>

The screenshot shows the FreeFileConvert website interface for converting XLS files to XHTML. The page title is "Convert XLS to XHTML" and the subtitle is "Online & free tool to convert XLS files to XHTML". There are navigation menus for "Convert", "Tools", "Formats", and "Blog", along with "Login" and "Register" links. A red arrow points to the "File" upload button in the "1) Input file" section. In the "2) Output format" section, the "xhtml" option is selected in a dropdown menu, and this selection is circled in red with the number "2". In the "3) Convert" section, the "Convert" button is circled in red with the number "3". Below the conversion steps, a file named "ROCNA\_SPRAVA-EMITENTI.xls" is shown with a red 'X' icon. The interface also displays the source format "Microsoft Excel Spreadsheet" and the target format "Extensible Hypertext Markup Language File".

2) Po stlačení „Convert“ vás presmeruje na druhú stránku, kde treba počkať, kým zbehne konverzia a potom súbor stiahnuť.

V stĺpci Action bude najskôr stav Queued, ktorý sa následne zmení na Running

The screenshot shows the "File Conversion" page with the heading "Download your converted file". Below the heading, there are four informational paragraphs:

- Your converted file will be available for download, once the conversion process is complete.
- All converted files are deleted from the server after 24 hours, and will no longer be accessible after that time; also you can delete your file by clicking the Delete button, which will appear after a file is converted.
- You can set a notification email per file to which we will send an email when that file is converted to the desired output format, so you no longer need to wait here for your conversion to finish.
- A converted file can be downloaded for a maximum number of 5 times, after which it will no longer be available.

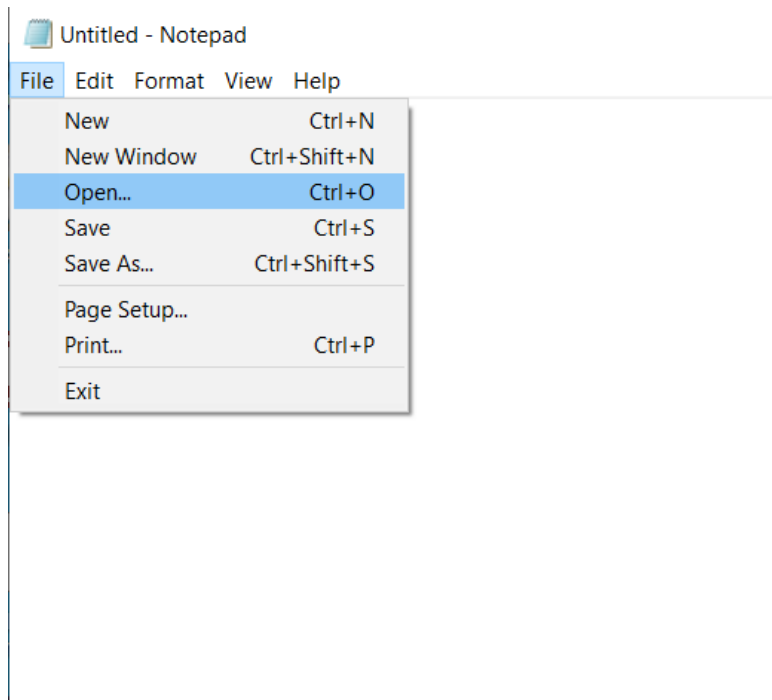
Below the text is a table with the following columns: File, Format, Email, Action, and Rate. The table contains one row for the file "ROCNA...SPRAVA-EMITENT...". The "Action" column for this file shows a gear icon and the word "Running", which is circled in red.

File	Format	Email	Action	Rate
ROCNA...SPRAVA-EMITENT...	XHTML		Running	-----

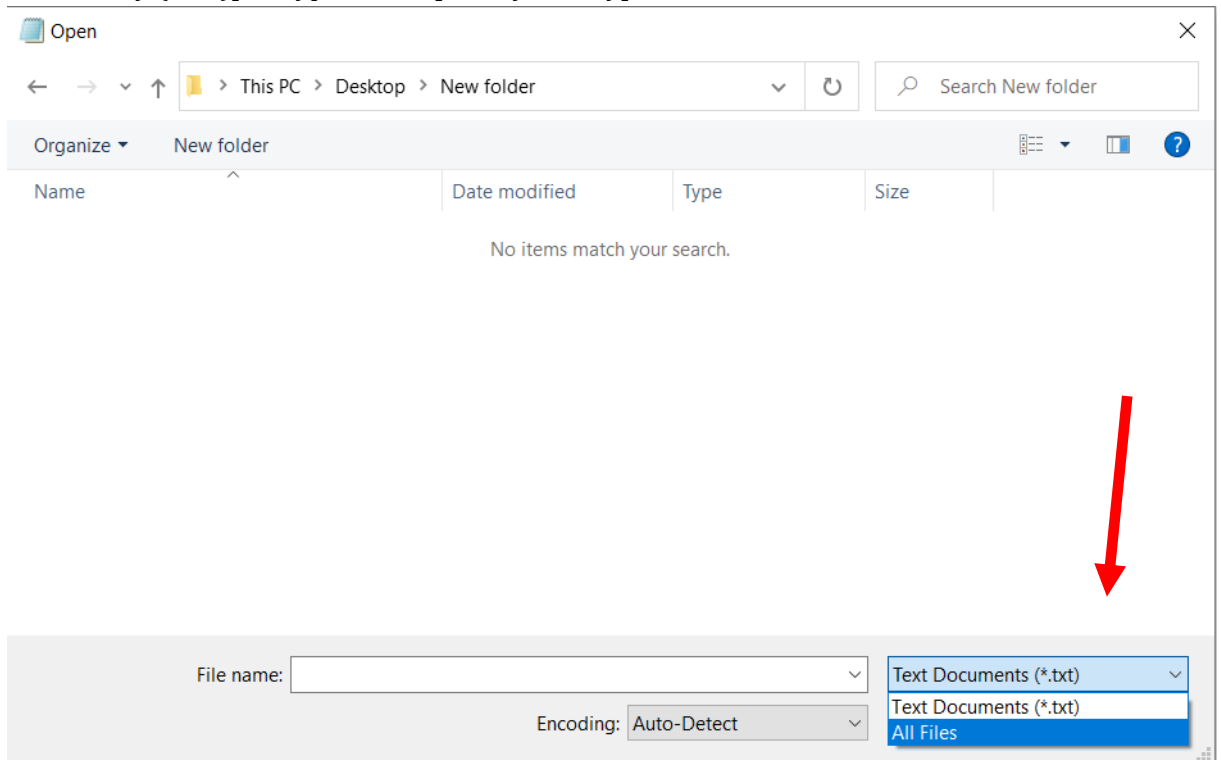
Po skonvertovaní sa v stĺpci Action objaví možnosť skonvertovaný súbor stiahnuť.

The screenshot shows the FreeFileConvert website interface. At the top, there is a navigation bar with the logo, 'Convert', 'Tools', 'Formats', and 'Blog' menus, along with 'Login' and 'Register' links. Below the navigation bar, there is a heading 'Download your converted file'. A large grey box contains four informational paragraphs about file availability, deletion, email notifications, and download limits. Below this box is a table with columns: File, Format, Email, Action, and Rate. The first row shows a file named 'ROGNA\_SPRAVA:EMITENT...' in XHTML format, with a 'Download' button (highlighted with a red circle and arrow) and a 'Delete' button. Below the table, there is an 'Overall Rating' section showing five stars and '(1 Votes - XLS to XHTML)'. At the bottom, a message states: 'You need to download the converted file to provide feedback!'.

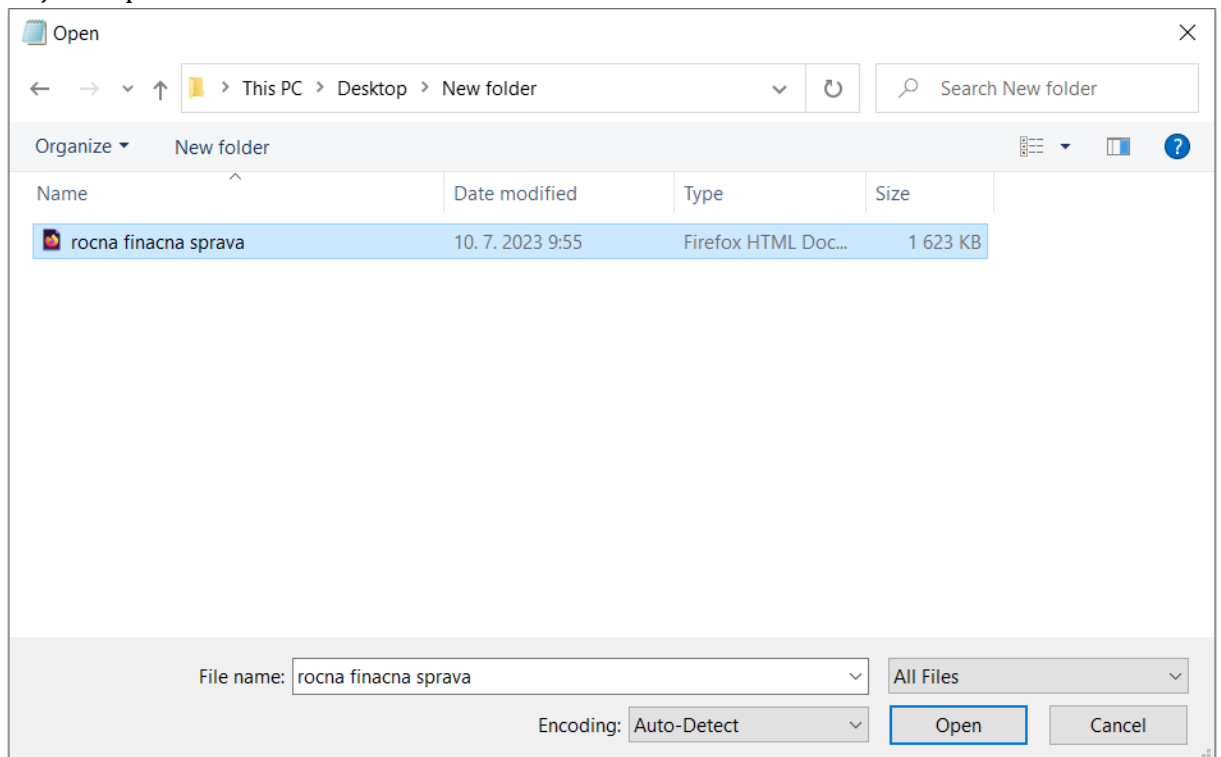
- 3) Otvoríme program „Notepad“ (Poznámkový blok) a vľavo hore klikneme na File (Súbor) a zvolíme možnosť Open... (Otvoriť...)



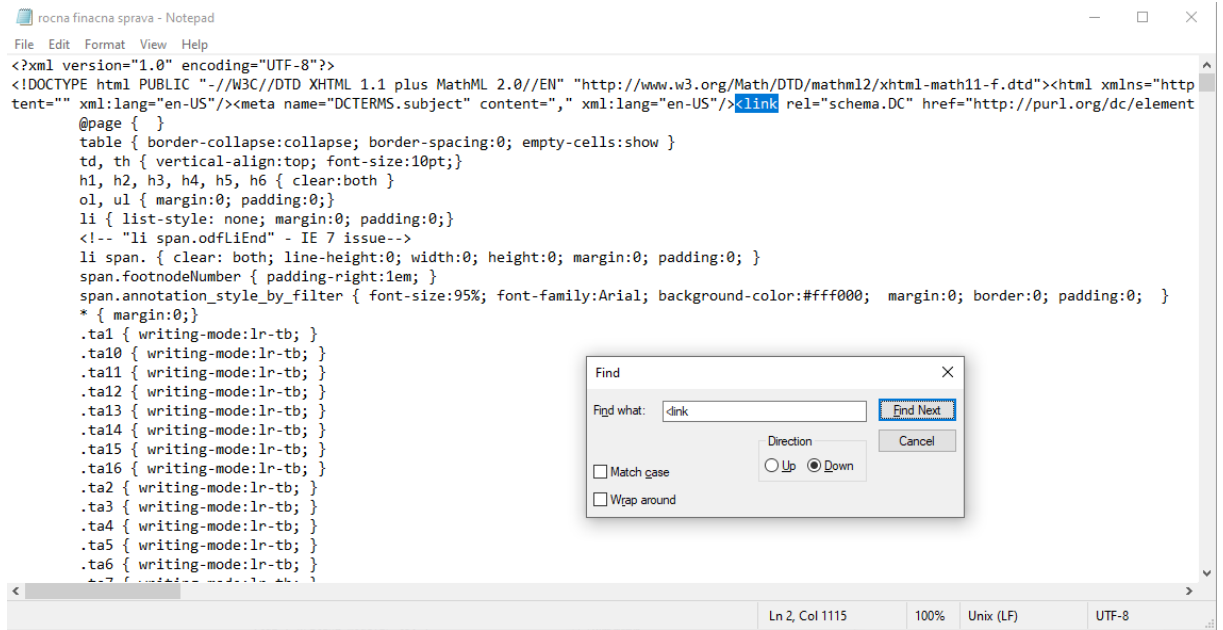
V kontextovom okne vpravo dole zmeníme typ súboru z Text Documents (\*.txt) [Textové dokumenty (\*.txt)] na typ All files [Všetky súbory]



Nájdeme priečinok so súborom XHTML a otvoríme ho



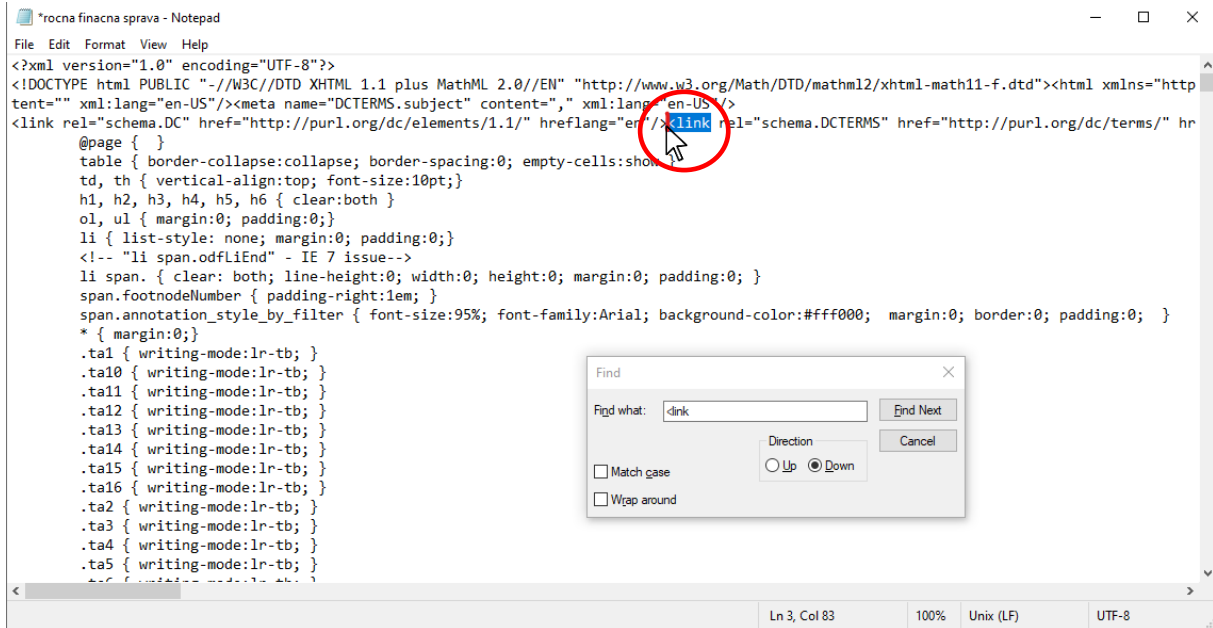
4) Klikneme na prvý riadok a stlačíme klávesy Ctrl + F a do okienka vpíšeme <link



The image shows a Notepad window titled "rocna finacna sprava - Notepad" containing XML code. A "Find" dialog box is open over the text, with "Find what:" set to "<link". The dialog includes a "Find Next" button, a "Cancel" button, and options for "Match case" and "Wrap around". The "Direction" section has radio buttons for "Up" and "Down", with "Down" selected. The XML code in the background includes a meta tag with a link to a schema and a list of CSS classes for table cells.

```
<?xml version="1.0" encoding="UTF-8"?>
<!DOCTYPE html PUBLIC "-//W3C//DTD XHTML 1.1 plus MathML 2.0//EN" "http://www.w3.org/Math/DTD/mathml2/xhtml-math11-f.dtd"><html xmlns="http
tent="" xml:lang="en-US"><meta name="DCTERMS.subject" content="," xml:lang="en-US"/><link rel="schema.DC" href="http://pur1.org/dc/element
@page {
  table { border-collapse:collapse; border-spacing:0; empty-cells:show }
  td, th { vertical-align:top; font-size:10pt;}
  h1, h2, h3, h4, h5, h6 { clear:both }
  ol, ul { margin:0; padding:0;}
  li { list-style: none; margin:0; padding:0;}
  <!-- "li span.odfLiEnd" - IE 7 issue-->
  li span. { clear: both; line-height:0; width:0; height:0; margin:0; padding:0; }
  span.footnodeNumber { padding-right:1em; }
  span.annotation_style_by_filter { font-size:95%; font-family:Arial; background-color:#fff000; margin:0; border:0; padding:0; }
  * { margin:0;}
  .ta1 { writing-mode:lr-tb; }
  .ta10 { writing-mode:lr-tb; }
  .ta11 { writing-mode:lr-tb; }
  .ta12 { writing-mode:lr-tb; }
  .ta13 { writing-mode:lr-tb; }
  .ta14 { writing-mode:lr-tb; }
  .ta15 { writing-mode:lr-tb; }
  .ta16 { writing-mode:lr-tb; }
  .ta2 { writing-mode:lr-tb; }
  .ta3 { writing-mode:lr-tb; }
  .ta4 { writing-mode:lr-tb; }
  .ta5 { writing-mode:lr-tb; }
  .ta6 { writing-mode:lr-tb; }
  .ta7 { writing-mode:lr-tb; }
```

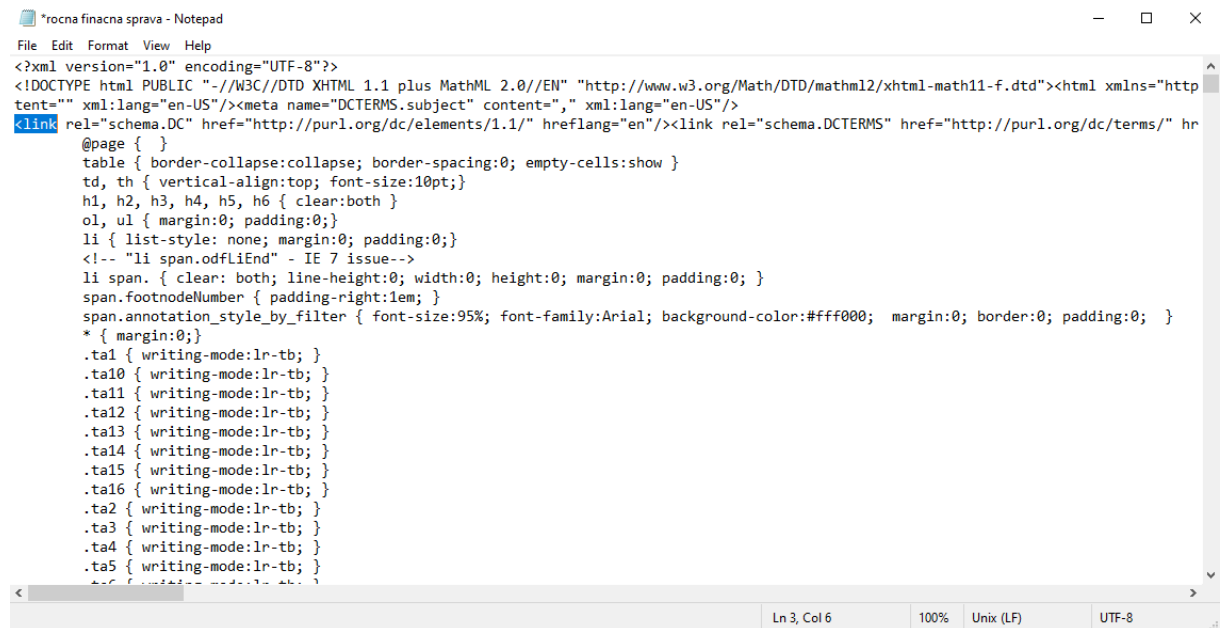
## 5) Kurzor myši dáme pred nájdený výraz a stlačíme enter



```
<?xml version="1.0" encoding="UTF-8"?>
<!DOCTYPE html PUBLIC "-//W3C//DTD XHTML 1.1 plus MathML 2.0//EN" "http://www.w3.org/Math/DTD/mathml2/xhtml-math11-f.dtd"><html xmlns="http
tent="" xml:lang="en-US"><meta name="DCTERMS.subject" content="," xml:lang="en-US"/>
<link rel="schema.DC" href="http://purl.org/dc/elements/1.1/" hreflang="en"/><link rel="schema.DCTERMS" href="http://purl.org/dc/terms/" hr
@page {
table { border-collapse:collapse; border-spacing:0; empty-cells:show }
td, th { vertical-align:top; font-size:10pt;}
h1, h2, h3, h4, h5, h6 { clear:both }
ol, ul { margin:0; padding:0;}
li { list-style: none; margin:0; padding:0;}
<!-- "li span.odfLiEnd" - IE 7 issue-->
li span. { clear: both; line-height:0; width:0; height:0; margin:0; padding:0; }
span.footerNumber { padding-right:1em; }
span.annotation_style_by_filter { font-size:95%; font-family:Arial; background-color:#fff000; margin:0; border:0; padding:0; }
* { margin:0;}
.ta1 { writing-mode:lr-tb; }
.ta10 { writing-mode:lr-tb; }
.ta11 { writing-mode:lr-tb; }
.ta12 { writing-mode:lr-tb; }
.ta13 { writing-mode:lr-tb; }
.ta14 { writing-mode:lr-tb; }
.ta15 { writing-mode:lr-tb; }
.ta16 { writing-mode:lr-tb; }
.ta2 { writing-mode:lr-tb; }
.ta3 { writing-mode:lr-tb; }
.ta4 { writing-mode:lr-tb; }
.ta5 { writing-mode:lr-tb; }
.ta6 { writing-mode:lr-tb; }
```

Ln 3, Col 83    100%    Unix (LF)    UTF-8

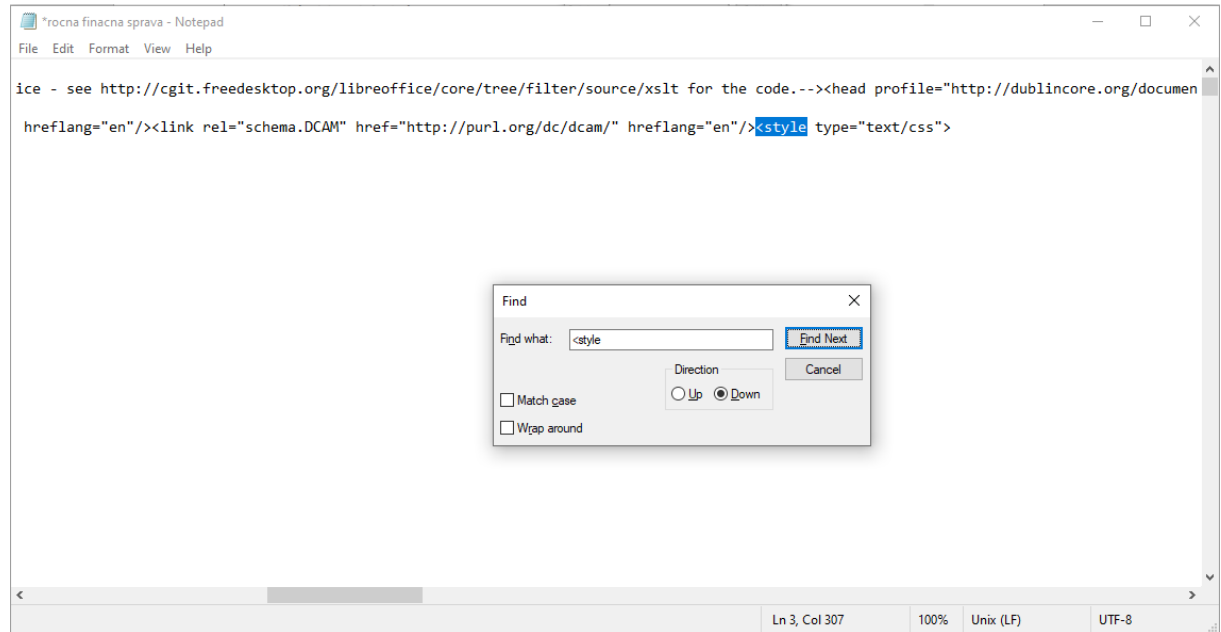
Po stlačení enter sa nám vytvoril nový riadok



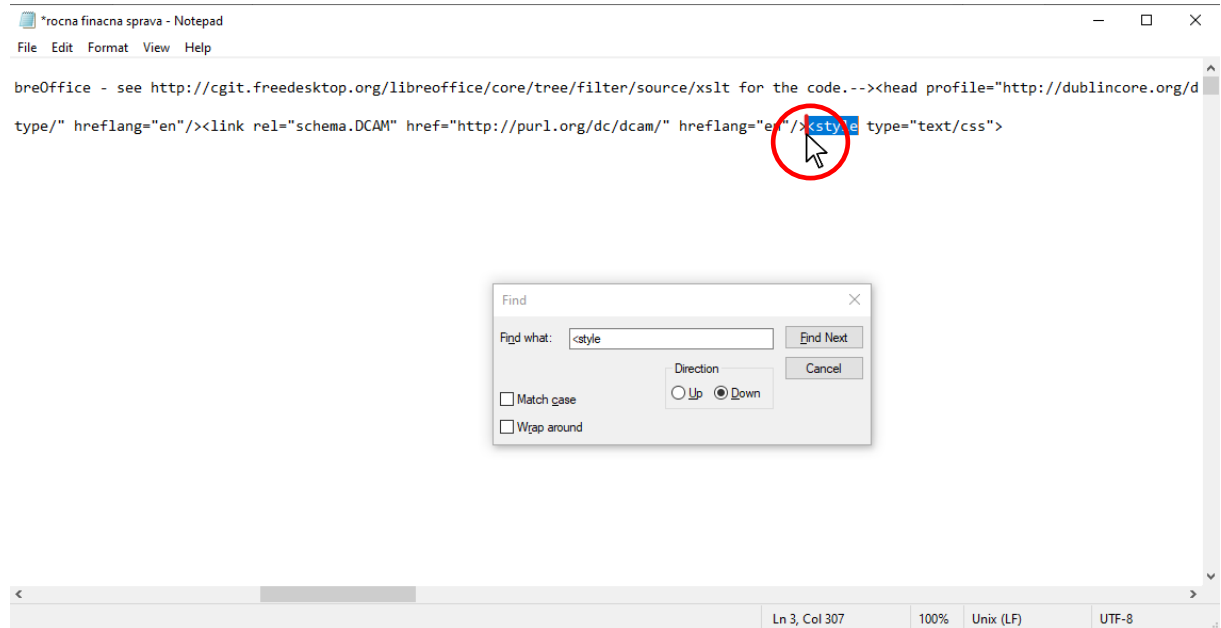
```
<?xml version="1.0" encoding="UTF-8"?>
<!DOCTYPE html PUBLIC "-//W3C//DTD XHTML 1.1 plus MathML 2.0//EN" "http://www.w3.org/Math/DTD/mathml2/xhtml-math11-f.dtd"><html xmlns="http
tent="" xml:lang="en-US"><meta name="DCTERMS.subject" content="," xml:lang="en-US"/>
<link rel="schema.DC" href="http://purl.org/dc/elements/1.1/" hreflang="en"/><link rel="schema.DCTERMS" href="http://purl.org/dc/terms/" hr
@page {
table { border-collapse:collapse; border-spacing:0; empty-cells:show }
td, th { vertical-align:top; font-size:10pt;}
h1, h2, h3, h4, h5, h6 { clear:both }
ol, ul { margin:0; padding:0;}
li { list-style: none; margin:0; padding:0;}
<!-- "li span.odfLiEnd" - IE 7 issue-->
li span. { clear: both; line-height:0; width:0; height:0; margin:0; padding:0; }
span.footerNumber { padding-right:1em; }
span.annotation_style_by_filter { font-size:95%; font-family:Arial; background-color:#fff000; margin:0; border:0; padding:0; }
* { margin:0;}
.ta1 { writing-mode:lr-tb; }
.ta10 { writing-mode:lr-tb; }
.ta11 { writing-mode:lr-tb; }
.ta12 { writing-mode:lr-tb; }
.ta13 { writing-mode:lr-tb; }
.ta14 { writing-mode:lr-tb; }
.ta15 { writing-mode:lr-tb; }
.ta16 { writing-mode:lr-tb; }
.ta2 { writing-mode:lr-tb; }
.ta3 { writing-mode:lr-tb; }
.ta4 { writing-mode:lr-tb; }
.ta5 { writing-mode:lr-tb; }
.ta6 { writing-mode:lr-tb; }
```

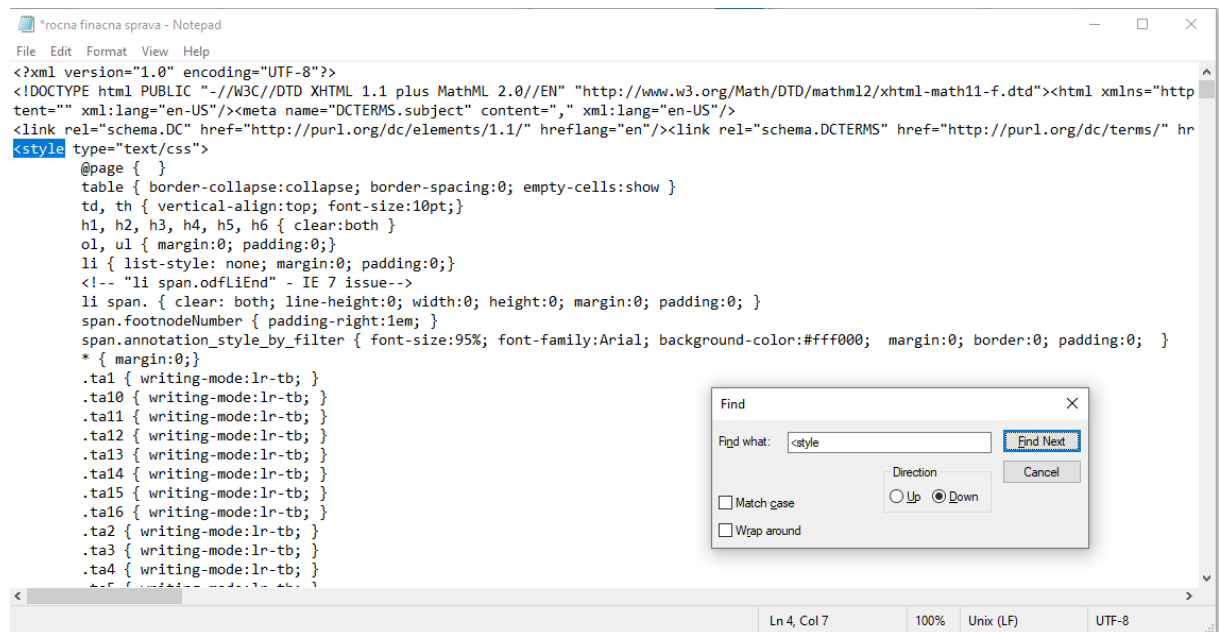
Ln 3, Col 6    100%    Unix (LF)    UTF-8

## 6) Do vyhľadavacieho okna vpíšeme výraz `<style`



Kurzor myši dáme **pred** nájdený výraz a stlačíme enter, čo nám vytvorí opäť nový riadok

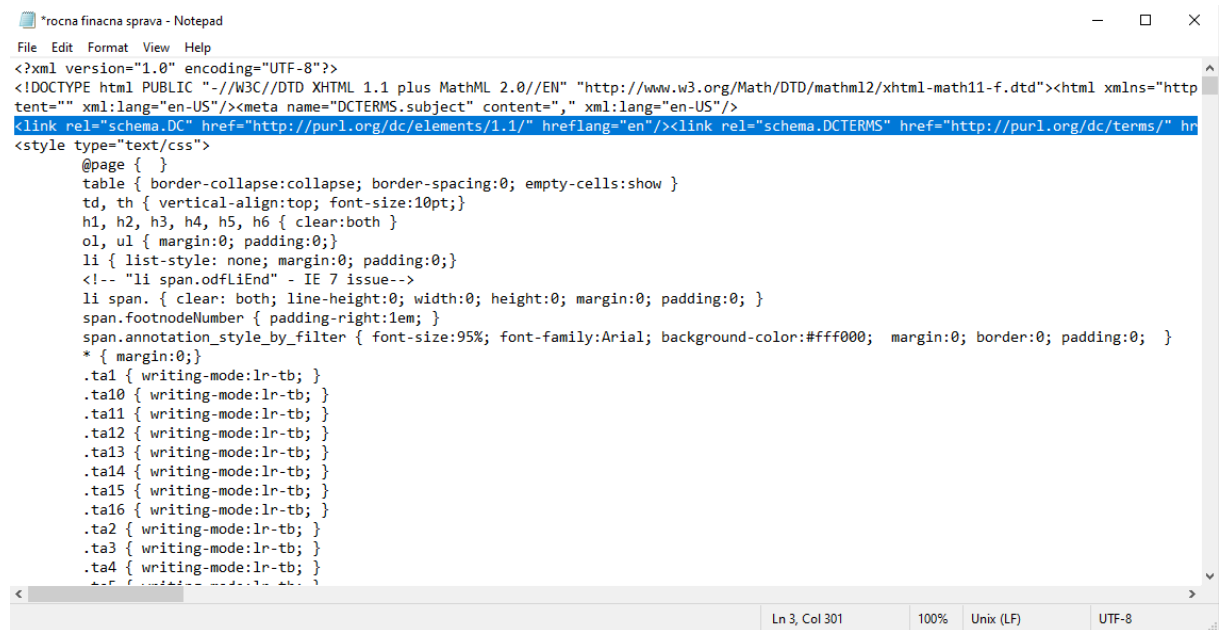




The screenshot shows a Notepad window titled "rocná finančná správa - Notepad" containing XML code. A "Find" dialog box is open over the code, with "cstyle" entered in the "Find what:" field. The "End Next" button is highlighted. The code includes a DOCTYPE declaration, a meta tag, a link tag, and a style tag. The style tag contains CSS rules for a table and various list items.

```
<?xml version="1.0" encoding="UTF-8"?>
<!DOCTYPE html PUBLIC "-//W3C//DTD XHTML 1.1 plus MathML 2.0//EN" "http://www.w3.org/Math/DTD/mathml2/xhtml-math11-f.dtd"><html xmlns="http
tent="" xml:lang="en-US"><meta name="DCTERMS.subject" content="," xml:lang="en-US"/>
<link rel="schema.DC" href="http://pur1.org/dc/elements/1.1/" hreflang="en"/><link rel="schema.DCTERMS" href="http://pur1.org/dc/terms/" hr
<style type="text/css">
  @page {
    table { border-collapse:collapse; border-spacing:0; empty-cells:show }
    td, th { vertical-align:top; font-size:10pt;}
    h1, h2, h3, h4, h5, h6 { clear:both }
    ol, ul { margin:0; padding:0;}
    li { list-style: none; margin:0; padding:0;}
    <!-- "li span.odfLiEnd" - IE 7 issue-->
    li span. { clear: both; line-height:0; width:0; height:0; margin:0; padding:0; }
    span.footnodeNumber { padding-right:1em; }
    span.annotation_style_by_filter { font-size:95%; font-family:Arial; background-color:#fff000; margin:0; border:0; padding:0; }
    * { margin:0;}
    .ta1 { writing-mode:lr-tb; }
    .ta10 { writing-mode:lr-tb; }
    .ta11 { writing-mode:lr-tb; }
    .ta12 { writing-mode:lr-tb; }
    .ta13 { writing-mode:lr-tb; }
    .ta14 { writing-mode:lr-tb; }
    .ta15 { writing-mode:lr-tb; }
    .ta16 { writing-mode:lr-tb; }
    .ta2 { writing-mode:lr-tb; }
    .ta3 { writing-mode:lr-tb; }
    .ta4 { writing-mode:lr-tb; }
    .ta5 { writing-mode:lr-tb; }
  }
</style>
```

## 7) Označíme celý riadok, ktorý začína <link

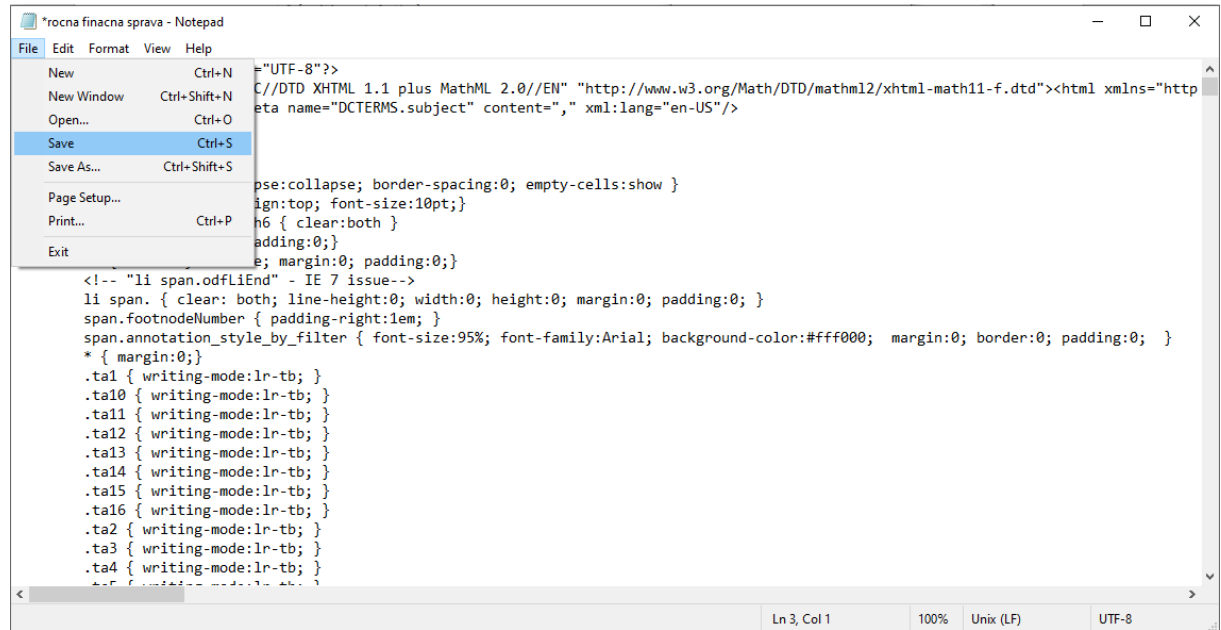


The screenshot shows the same Notepad window with the XML code. The line containing the link tag is highlighted in blue. The status bar at the bottom indicates "Ln 3, Col 301".

```
<?xml version="1.0" encoding="UTF-8"?>
<!DOCTYPE html PUBLIC "-//W3C//DTD XHTML 1.1 plus MathML 2.0//EN" "http://www.w3.org/Math/DTD/mathml2/xhtml-math11-f.dtd"><html xmlns="http
tent="" xml:lang="en-US"><meta name="DCTERMS.subject" content="," xml:lang="en-US"/>
<link rel="schema.DC" href="http://pur1.org/dc/elements/1.1/" hreflang="en"/><link rel="schema.DCTERMS" href="http://pur1.org/dc/terms/" hr
<style type="text/css">
  @page {
    table { border-collapse:collapse; border-spacing:0; empty-cells:show }
    td, th { vertical-align:top; font-size:10pt;}
    h1, h2, h3, h4, h5, h6 { clear:both }
    ol, ul { margin:0; padding:0;}
    li { list-style: none; margin:0; padding:0;}
    <!-- "li span.odfLiEnd" - IE 7 issue-->
    li span. { clear: both; line-height:0; width:0; height:0; margin:0; padding:0; }
    span.footnodeNumber { padding-right:1em; }
    span.annotation_style_by_filter { font-size:95%; font-family:Arial; background-color:#fff000; margin:0; border:0; padding:0; }
    * { margin:0;}
    .ta1 { writing-mode:lr-tb; }
    .ta10 { writing-mode:lr-tb; }
    .ta11 { writing-mode:lr-tb; }
    .ta12 { writing-mode:lr-tb; }
    .ta13 { writing-mode:lr-tb; }
    .ta14 { writing-mode:lr-tb; }
    .ta15 { writing-mode:lr-tb; }
    .ta16 { writing-mode:lr-tb; }
    .ta2 { writing-mode:lr-tb; }
    .ta3 { writing-mode:lr-tb; }
    .ta4 { writing-mode:lr-tb; }
    .ta5 { writing-mode:lr-tb; }
  }
</style>
```

A stlačíme Delete

## 8) Takto upravený súbor uložíme

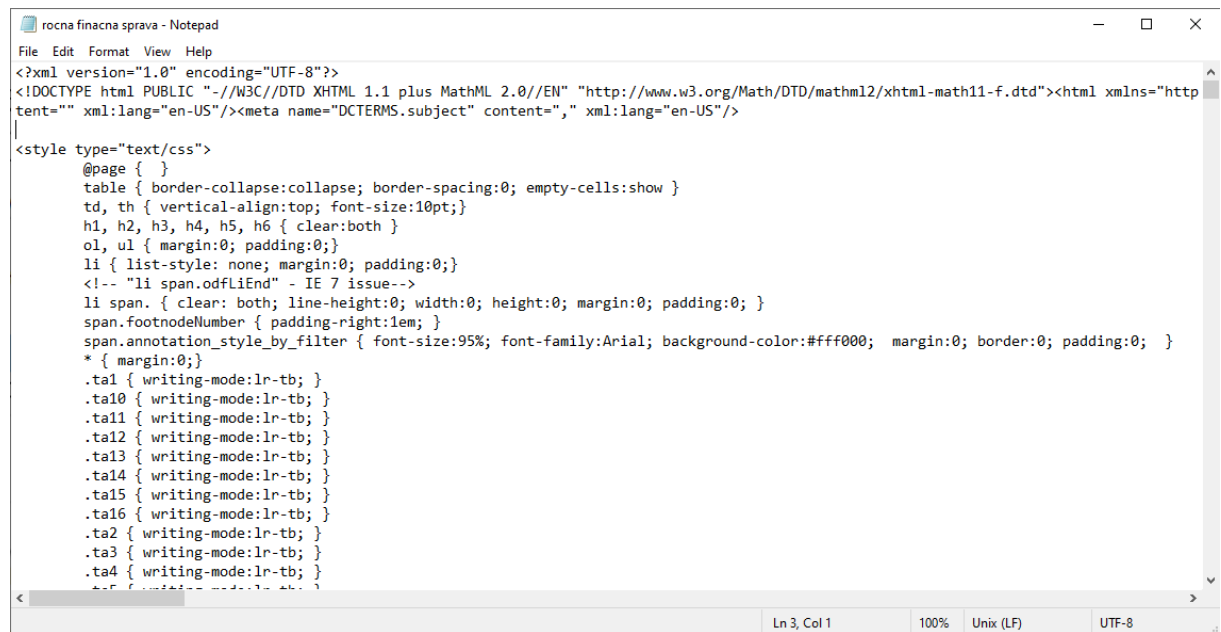


```
File Edit Format View Help
New Ctrl+N
New Window Ctrl+Shift+N
Open... Ctrl+O
Save Ctrl+S
Save As... Ctrl+Shift+S
Page Setup...
Print... Ctrl+P
Exit

<?xml version="1.0" encoding="UTF-8"?>
<!DOCTYPE html PUBLIC "-//W3C//DTD XHTML 1.1 plus MathML 2.0//EN" "http://www.w3.org/Math/DTD/mathml2/xhtml11-f.dtd"><html xmlns="http
meta name="DCTERMS.subject" content="," xml:lang="en-US"/>

pse:collapse; border-spacing:0; empty-cells:show }
ign:top; font-size:10pt;}
h6 { clear:both }
padding:0;}
e; margin:0; padding:0;}

<!-- "li span.odfLiEnd" - IE 7 issue-->
li span. { clear: both; line-height:0; width:0; height:0; margin:0; padding:0; }
span.footnodeNumber { padding-right:1em; }
span.annotation_style_by_filter { font-size:95%; font-family:Arial; background-color:#fff000; margin:0; border:0; padding:0; }
* { margin:0;}
.ta1 { writing-mode:lr-tb; }
.ta10 { writing-mode:lr-tb; }
.ta11 { writing-mode:lr-tb; }
.ta12 { writing-mode:lr-tb; }
.ta13 { writing-mode:lr-tb; }
.ta14 { writing-mode:lr-tb; }
.ta15 { writing-mode:lr-tb; }
.ta16 { writing-mode:lr-tb; }
.ta2 { writing-mode:lr-tb; }
.ta3 { writing-mode:lr-tb; }
.ta4 { writing-mode:lr-tb; }
.ta5 { writing-mode:lr-tb; }
```



```
File Edit Format View Help
<?xml version="1.0" encoding="UTF-8"?>
<!DOCTYPE html PUBLIC "-//W3C//DTD XHTML 1.1 plus MathML 2.0//EN" "http://www.w3.org/Math/DTD/mathml2/xhtml11-f.dtd"><html xmlns="http
tent="" xml:lang="en-US"/><meta name="DCTERMS.subject" content="," xml:lang="en-US"/>

<style type="text/css">
@page { }
table { border-collapse:collapse; border-spacing:0; empty-cells:show }
td, th { vertical-align:top; font-size:10pt;}
h1, h2, h3, h4, h5, h6 { clear:both }
ol, ul { margin:0; padding:0;}
li { list-style: none; margin:0; padding:0;}
<!-- "li span.odfLiEnd" - IE 7 issue-->
li span. { clear: both; line-height:0; width:0; height:0; margin:0; padding:0; }
span.footnodeNumber { padding-right:1em; }
span.annotation_style_by_filter { font-size:95%; font-family:Arial; background-color:#fff000; margin:0; border:0; padding:0; }
* { margin:0;}
.ta1 { writing-mode:lr-tb; }
.ta10 { writing-mode:lr-tb; }
.ta11 { writing-mode:lr-tb; }
.ta12 { writing-mode:lr-tb; }
.ta13 { writing-mode:lr-tb; }
.ta14 { writing-mode:lr-tb; }
.ta15 { writing-mode:lr-tb; }
.ta16 { writing-mode:lr-tb; }
.ta2 { writing-mode:lr-tb; }
.ta3 { writing-mode:lr-tb; }
.ta4 { writing-mode:lr-tb; }
.ta5 { writing-mode:lr-tb; }
```

## 9) Takto upravený a uložený súbor môžeme vložiť do CERI



## Návod pre pokročilých pre úpravu skonvertovaného dokumentu

- 1) Stiahnutý súbor .xhtml otvorte v ľubovoľnom textovom editore a je potrebné manuálne odstrániť tagy <link ..... >. Tieto tagy sa nachádzajú vždy na prvých riadkoch súboru-

```
1 <?xml version="1.0" encoding="UTF-8"?>
2 <!DOCTYPE html PUBLIC "-//W3C//DTD XHTML 1.1 plus MathML 2.0//EN" "http://www.w3.org/Math/DTD/mathml2/xhtml-math11-f.dtd"><html xmlns="http://www.w3.org/1999/
xhtml"><!--This file was converted to xhtml by LibreOffice - see http://cgit.freedesktop.org/libreoffice/core/tree/filter/source/xslt for the code.--><head
profile="http://dublincore.org/documents/dcmi-terms/"><meta http-equiv="Content-Type" content="application/xhtml+xml; charset=utf-8"/><title xml:lang="en-US">-no
title specified</title><meta name="DCTERMS.title" content="" xml:lang="en-US"/><meta name="DCTERMS.language" content="en-US" scheme="DCTERMS.RFC4646"/><meta
name="DCTERMS.source" content="http://xml.openoffice.org/odf2xhtml"/><meta name="DCTERMS.creator" content="jhostynova"/><meta name="DCTERMS.issued"
content="2002-10-09T11:25:34" scheme="DCTERMS.W3CDTF"/><meta name="DCTERMS.contributor" content="Šip Jakub"/><meta name="DCTERMS.modified"
content="2022-03-21T08:49:52" scheme="DCTERMS.W3CDTF"/><meta name="DCTERMS.provenance" content="" xml:lang="en-US"/><meta name="DCTERMS.subject" content=","
xml:lang="en-US"/><link rel="schema.DC" href="http://purl.org/dc/elements/1.1/" hreflang="en"/><link rel="schema.DCTERMS" href="http://purl.org/dc/terms/"
hreflang="en"/><link rel="schema.DCTYPE" href="http://purl.org/dc/dcmitype/" hreflang="en"/><link rel="schema.DCAM" href="http://purl.org/dc/dcam/" hreflang="en"
/></head>
3
4 @page {
5 table { border-collapse:collapse; border-spacing:0; empty-cells:show }
6 td, th { vertical-align:top; font-size:10pt;}
7 h1, h2, h3, h4, h5, h6 { clear:both }
8 ol, ul { margin:0; padding:0;}
9 li { list-style: none; margin:0; padding:0;}
10 <!-- "li_span,odfLiEnd" - IE 7 issue-->
11 li span. { clear: both; line-height:0; width:0; height:0; margin:0; padding:0; }
12 span.footnoteNumber { padding-right:1em; }
13 span.annotation_style_by_filter { font-size:95%; font-family:Arial; background-color:#ffff00; margin:0; border:0; padding:0; }
14 * { margin:0;}
15 .ta1 { writing-mode:lr-tb; }
16 .ta10 { writing-mode:lr-tb; }
17 .ta11 { writing-mode:lr-tb; }
18 .ta12 { writing-mode:lr-tb; }
19 .ta13 { writing-mode:lr-tb; }
20 .ta14 { writing-mode:lr-tb; }
21 .ta15 { writing-mode:lr-tb; }
22 .ta16 { writing-mode:lr-tb; }
23 .ta2 { writing-mode:lr-tb; }
24 .ta3 { writing-mode:lr-tb; }
25 .ta4 { writing-mode:lr-tb; }
26 .ta5 { writing-mode:lr-tb; }
27 .ta6 { writing-mode:lr-tb; }
28 .ta7 { writing-mode:lr-tb; }
```

Ak textový editor podporuje vyhľadávanie a nahradenie podľa regulárnych výrazov (regular expressions), tak je možné použiť tento <link(.|\n)\*?>

Príklad použitia v Notepad++:

- a) Otvoriť súbor .xhtml a stlačiť skratku Ctrl + F
- b) Prepnúť sa na záložku find a vložiť regulárny výraz do poľa Find what
- c) Kliknúť na Replace All a súbor uložiť

